



Saugeen Shores Building Division

2025 Permit Activity Report





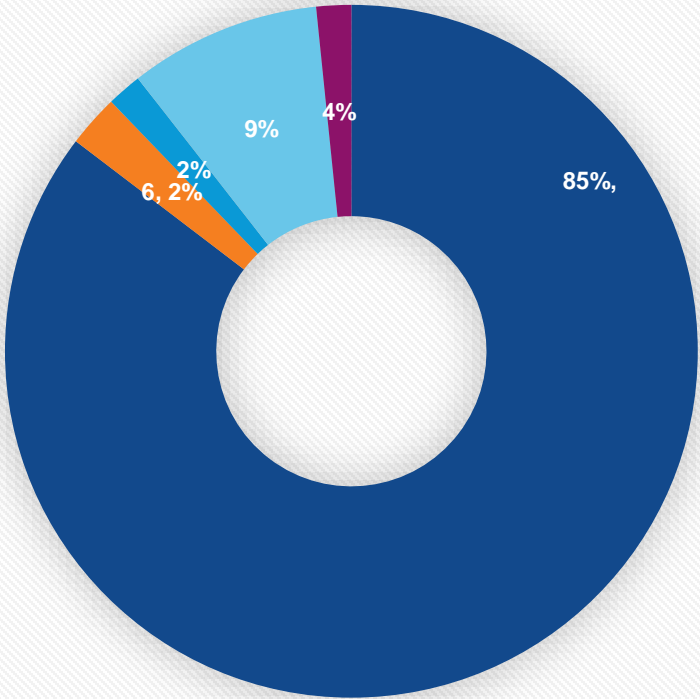
2024-2025 Permit Breakdown

	2025			2024		
Type of Construction	Building Permits Issued	Total Residential Units Created	Total Permit Value	Building Permits Issued	Total Residential Units Created	Total Permit Value
RESIDENTIAL						
Garages, Carports, Sheds	14	0	\$ 928,500	27	0	\$ 1,582,800
Decks	12	0	\$ 183,082	33	0	\$ 557,511
Additions & Renovations	44	0	\$ 4,912,800	50	0	\$ 7,075,000
Single Family Dwelling	71	77	\$ 47,985,111	60	63	\$ 38,330,569
ARU	10	11	\$ 2,217,858	19	19	\$ 1,705,500
Apartments	4	16	\$ 4,780,000	20	191	\$ 29,175,000
Other Multi Family Residential	16	47	\$ 12,920,000	3	20	\$ 5,350,000
Mobile Homes	9	9	\$ 2,979,200	2	2	\$ 260,000
COMMERCIAL						
New	0	0	\$ -	0	0	\$ -
Additions & Renovations	6	4	\$ 4,239,500	12	0	\$ 2,354,000
Accessory	0	0	\$ -	0	0	\$ -
INSTITUTIONAL						
New	2	0	\$ 17,479,600	1	0	\$ 49,900,000
Additions & Renovations	1	0	\$ 2,400,000	3	0	\$ 4,006,000
Accessory	1	0	\$ 80,000	1	0	\$ 20,000
INDUSTRIAL						
New	0	0	\$ -	0	0	\$ -
Additions & Renovations	1	0	\$ 468,850	0	0	\$ -
AGRICULTURAL						
New	3	0	\$ -	4	0	\$ 2,507,000
Additions & Renovations	1	0	\$ 350,000	1	0	\$ 10,000
Accessory	0	0	\$ -	0	0	\$ -
OTHER						
Signs	10	0	\$ 67,200	17	0	\$ 143,798
Tent Permits	3	0	\$ 23,600	10	0	\$ 34,326
Swimming Pool Enclosures	10	0	\$ 898,500	5	0	\$ 403,645
Miscellaneous	6	0	\$ 287,563	15	0	\$ 322,189
DEMOLITIONS/MOVING:	25	0	\$ 1,084,100	18	0	\$ 156,000
SEWAGE SYSTEMS	22	0	\$ 431,371	18	0	\$ 344,443
TOTALS	271	164	\$ 104,716,835	319	295	\$ 144,237,780

Permit Breakdown by Type



Permits
by Type
2025

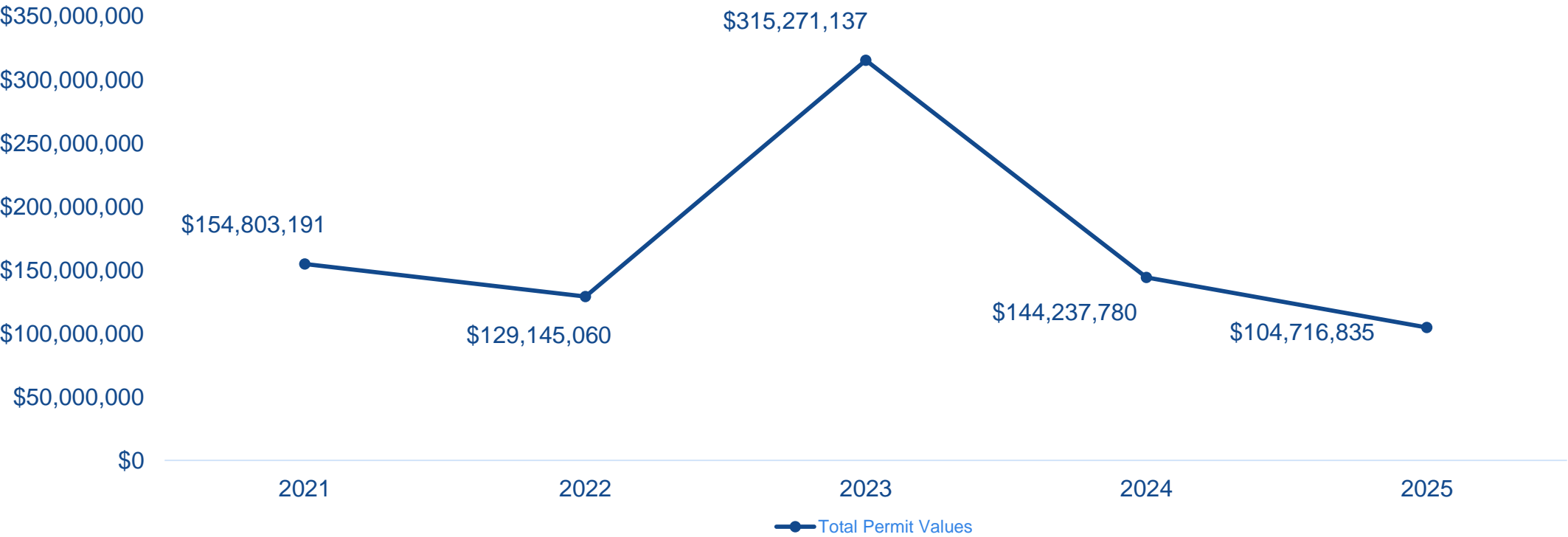


■ Residential (210) ■ Commercial (6) ■ Institutional (4) ■ Septic (24) ■ Agricultural (2)

5 Year Construction Value Comparison



Construction Value Comparison 2021-2025

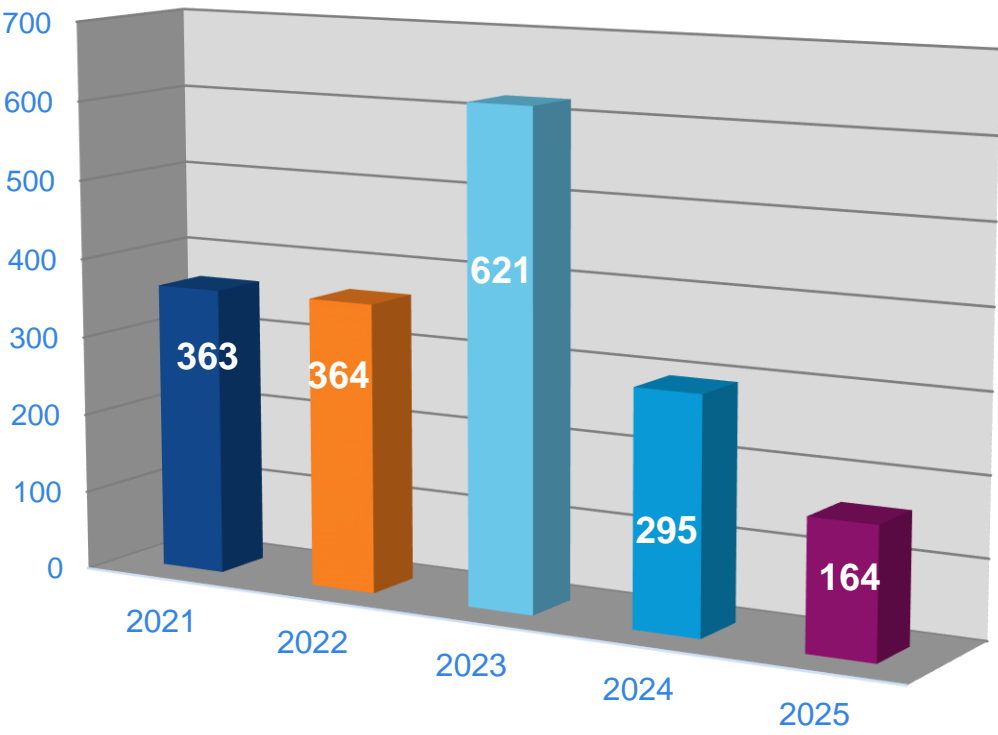




New Residential Units Created

- The total number of residential units declined in 2025. Higher unit counts in previous years were largely attributable to large-scale apartment developments, which significantly increased overall residential totals. While several larger apartment projects were completed in 2025, these developments were permitted in prior years and therefore are not reflected in the 2025 permit statistics.
- In contrast, the number of single-family dwelling permits increased from 60 in 2024 to 71 in 2025.

New Residential Units

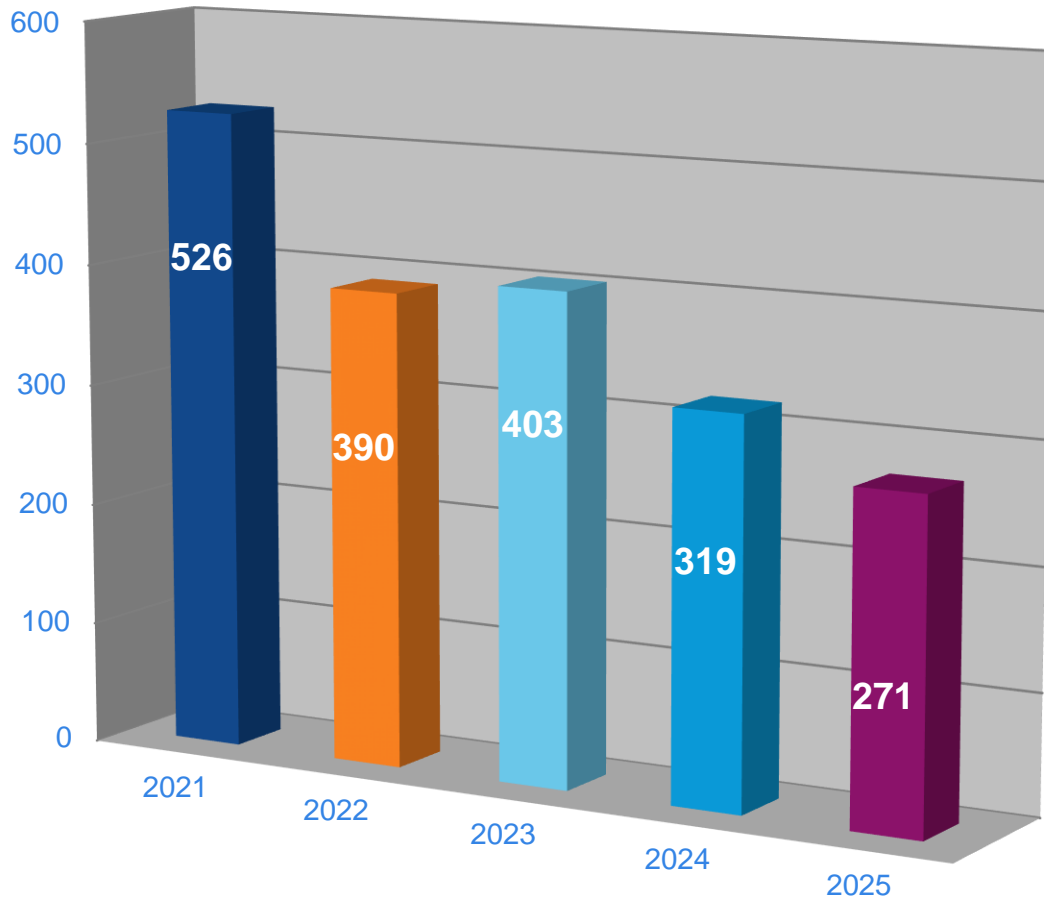


Total Number of Permits Issued



Total Permit Numbers

The total number of permits provides a useful indicator of overall development activity; however, this metric should be interpreted with caution. A single large apartment building is counted as one permit, in the same manner as smaller projects such as a residential deck. As a result, permit counts alone do not fully reflect the scale or impact of construction activity.





Report Summary

While the five-year comparison of construction values reflects a decline from the peak levels recorded in 2023, Saugeen Shores continues to demonstrate strong building permit activity. In 2025, total permit values remained above the \$100 million threshold, reaching \$104,716,835.00.

The number of single-family dwelling permits increased from 60 in 2024 to 71 in 2025, indicating continued demand for residential development. Ongoing interest from developers remains strong, and the Building Division anticipates a potential rebound in permit activity in 2026. Several large-scale projects are currently under consideration, which may positively impact building permit totals in the upcoming year.

